

MODELLING UPGRADE DESIGN OF MARITIME HELICOPTERS FOR ANTI-SUBMARINE MISSIONS – AUTOMATION PROCESS

Arvind K. Sinha*, Srinivas Jonnalagadda*, Peter Hoffmann*, Simon Atyeo*, Daniel P. Schrage**

*** Sir Lawrence Wackett Centre for Aerospace Design Technology
School of Aerospace, Mechanical and Manufacturing Engineering
RMIT University, GPO Box 2476V, Melbourne, Victoria, 3001, Australia.
(Tel: +61-3-9645 4536 Fax: +61-3-9645 4534)
(Correspondence: arvind.sinha@rmit.edu.au)**

**** School of Aerospace Engineering
Georgia Institute of Technology
Atlanta, GA 30332-0150, USA
(Tel: +1-404-894-6227 Fax: +1-404-894-2760)
(E-mail: daniel.schrage@ae.gatech.edu)**

Keywords: *Automation, Mid-Life Upgrade, Decision Support System, Mission System*

Abstract

The current face of global conflict has shifted maritime missions from blue sea to littoral waters, adding further complexity to the role of maritime helicopters. Future global crisis and conflicts in littorals will require aerial platforms, including helicopters, to possess enhanced anti-submarine capabilities in order to counter the increased submarine threat. The design and manufacture of new aircraft with enhanced capabilities is highly expensive and time consuming. A mid-life upgrade of existing platforms with new on-board systems is generally the preferred option for enhancing mission capability. The pre-upgrade design analysis process is intricate and iterative. Software tools, that ensue the speed and accuracy of this process need developing. This paper addresses the application of an automation framework for modelling the upgrade design of maritime helicopters for anti-submarine missions.

1 Introduction

In future global crisis and conflicts the prevalent submarine threat present in littorals will require aerial platforms, including helicopters, to possess enhanced anti-submarine capabilities [6]. However, the inherent uncertainty in projecting the future anti-submarine mission environment requires synergic integration of state-of-the-art onboard mission systems capable of operating in both littoral and blue sea environments [3].

The design and manufacture of new aircraft capable of defeating these future threats is highly expensive and time consuming. A mid-life upgrade of existing platforms with new on-board systems is generally the preferred option for enhancing mission capability and overcoming new threats [7].

The integration of state-of-the-art mission systems to enhance anti-submarine capabilities is challenging. The trade-off between established in-service technologies and

advanced technologies is complex and requires detailed synthesis for the formalisation of a coherent whole [8].

Knowledge-based applications are now an essential component of most new aerospace development programs to reduce non-recurring development time by incorporating product or process specific design requirements into computer programs [13]. To achieve optimum integration of mission systems in an upgrade design, it is essential to capture functional and technical knowledge and to automate the design and manufacturing processes [1].

Sinha et al. [9, 10, 11 & 12] adopted a systems approach to address the mid-life upgrade process for mission capability enhancement. This was conceptualised as an 'input-process-output' configuration which considered the disparate design parameters - mission capability, flight performance, reliability, maintainability and cost. A framework to automate the upgrade design methodology was also developed and was addressed by Kusumo et al. [4 & 5]; through an Integrated Decision Support System (IDSS). The IDSS comprised of sub-modules synergistically integrated for user-system interaction and mission system analysis [5].

Jonnalagadda et al. [2] presented an initial automation framework based on the concept of Sinha et al. [9, 10, 11 & 12] and Kusumo et al. [4 & 5]. The automation framework description included the description of the baseline modules. Each module was self-contained using distributed system paradigm providing input to the knowledge base for design decision support.

This paper, presents the automation framework as applied in the development of a model to address the mid-life upgrade for anti-submarine capability enhancement for a robust upgrade design option. Covered are the mid-life upgrade systems methodology and the automation process.

2 Mid-Life Upgrade Systems Methodology

The generic "mid-life upgrade system" developed by Sinha et al. [9, 10, 11 & 12] and automation framework by Kusumo et al. [4 & 5] are presented in Fig.1 and Fig. 2 respectively.

The mid-life upgrade system identifies the integration of missions through decision support system to formulate a mission equipment package for upgrade. The airframe to be upgraded is then analysed on the basis of several design parameters: a) mission capability; b) flight performance; c) maintainability; d) reliability; and e) cost. A multi parameter evaluation graph is then proposed for identification of an optimal upgrade design.

Automation framework of the aforementioned mid-life upgrade system identified modules for the following: a) mission system identification; b) mission payload design; c) multi-parameter analysis; and d) decision support and e) robustness. The input command and output was through a man-machine interface. A database provided inputs for all computations.

The mid-life upgrade system and its proposed automation are revisited from a system perspective to develop an upgrade system structure to enhance anti-submarine capabilities. The system configuration is as 'input-process-output' configuration. Three components of the system identified to address the following functional characteristics (attributes): a) Man-Machine Interface – User inputs and machine codes; b) Mission System-Attack, counterattack, reconnaissance and surveillance; and c) In-Service Helicopter-Mission capability, flight performance and logistic support. The environment of the operation is to address the threat, time of operation, weather and the sea state.

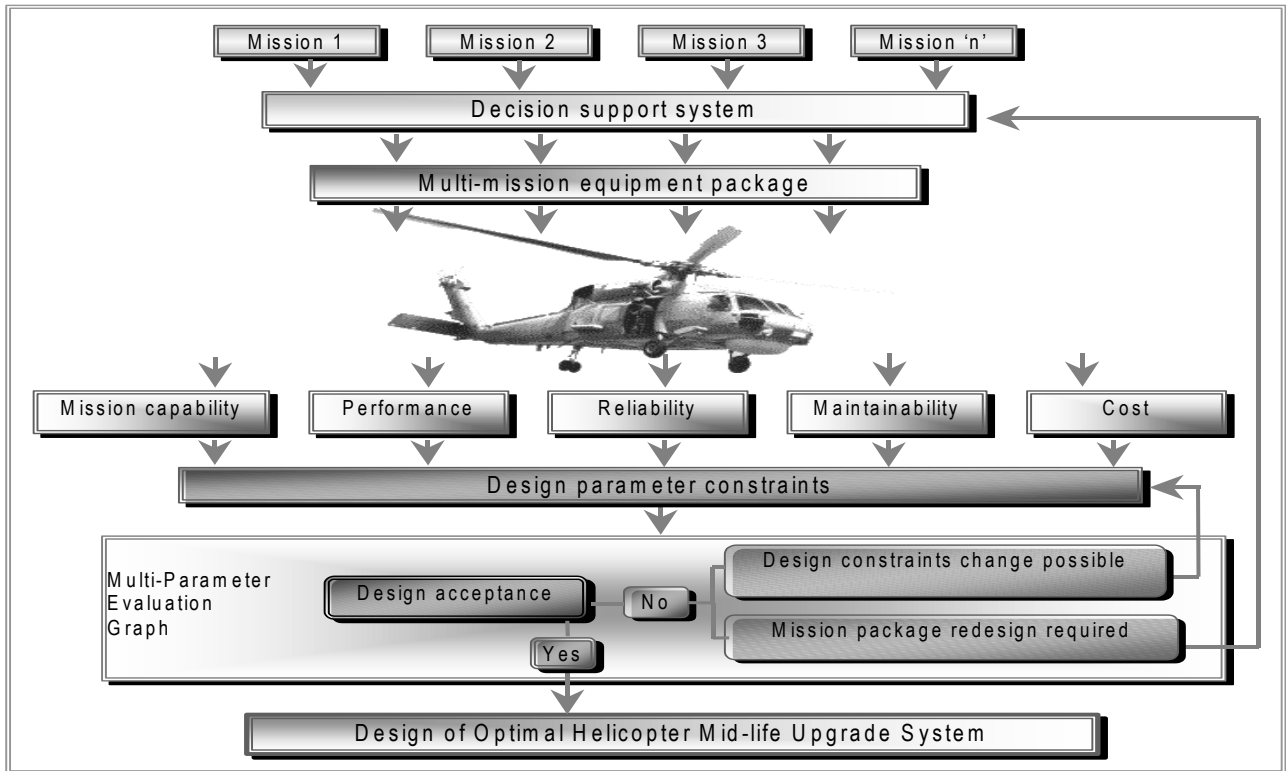


Fig. 1. Mid-Life Upgrade System [12]

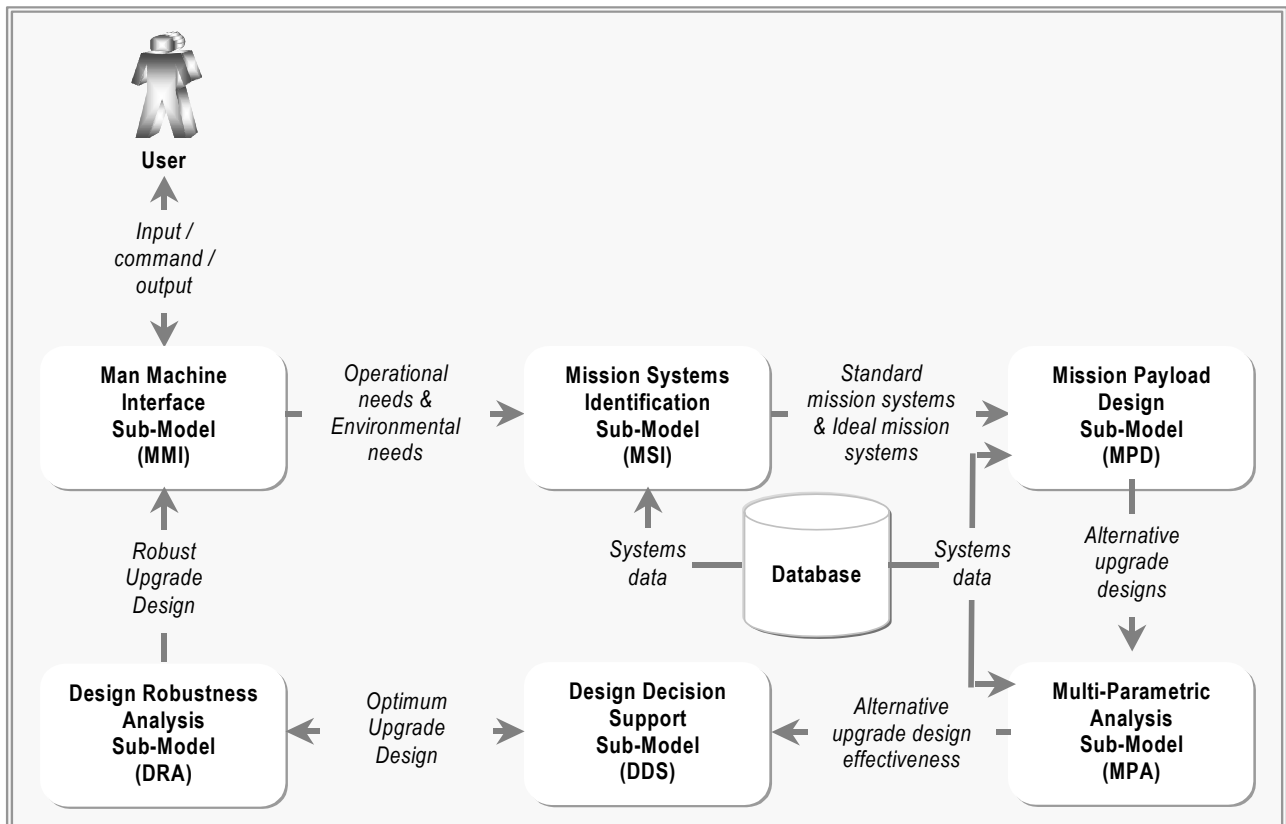


Fig. 2. Framework of an Integrated Decision Support System for automation of the Mid-life Upgrade [4]

3 Automation Process

The automation model of Jonnalagadda et al. [2] is presented in Fig. 3. The mid-life upgrade of maritime helicopters for anti-submarine missions comprised of the five baseline modules, which can be either integrated or distributed to form an intelligent decision support system presented in Fig. 4:

1. **In-Service Helicopter module (IHM):** Provides design details of the selected in-service maritime helicopter to be upgraded.
2. **Anti-submarine mission requirements module (ARM):** Determines mission requirements based upon operational needs and the operational environment.
3. **Knowledge base module:** Computing methodology and integration of the state-of-the art mission systems by implementing reuse of relevant information to produce optimum upgrade design option.
4. **Mission systems technology module (MST):** Provides functional characteristics of system technologies offering improved anti-submarine mission capability.
5. **Man-Machine Interface module (MMI):** The Man-Machine Interface provides user system interaction.

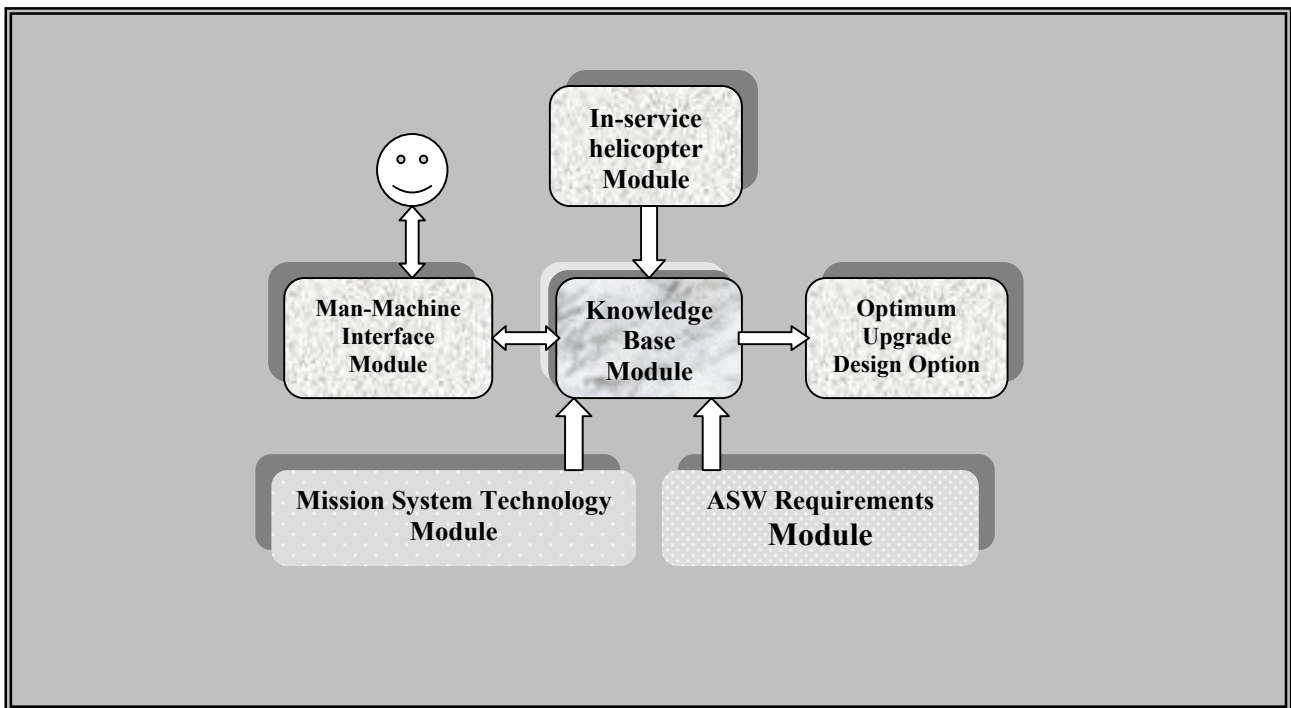


Fig. 3. Automation Process To Enhance Anti-Submarine Capabilities Through Mid-Life Upgrade [2]

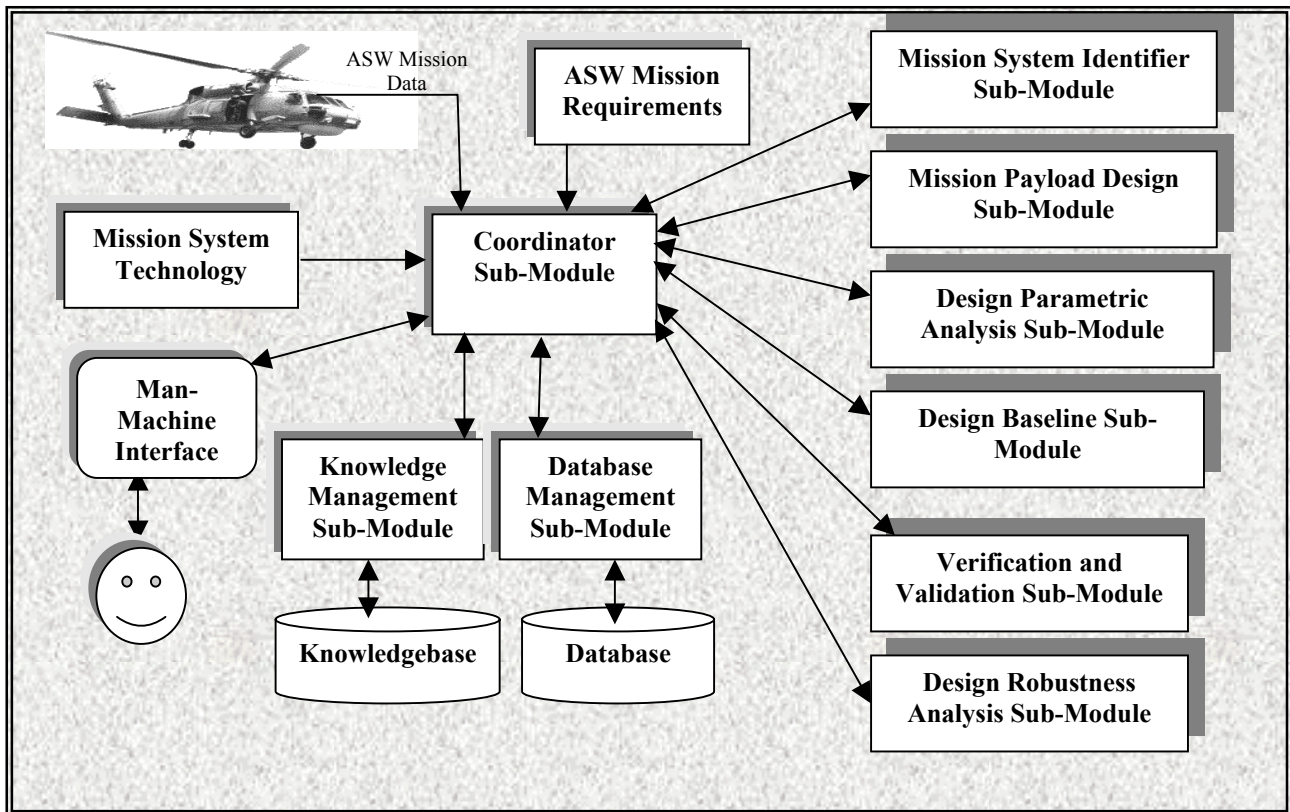


Fig.4. Framework for Intelligent Decision Support System To Enhance Anti-Submarine Mission Capabilities

3.1 In-Service Helicopter Module

The In-Service Helicopter Module (IHM) represents the design details of the selected aircraft to be upgraded. The design details for consideration in the upgrade process are flight performance, mission capability and logistic support. The onboard database which is in the form of mission data recorder and data link are the sources for the design parameters. The relevant anti-submarine mission data based on previous mission knowledge is extracted from the onboard database. The initial set of parameters form the design baseline for mission systems identification. The sub-modules in the in-service maritime helicopter are as follows:

- **Onboard Database sub-module:** Collects data developed during the mission. The database accepts the following data from the crew, Data Transfer Device, Data Link, Sensors and Computers:
 - Data defined as a part of the mission planning process;

- Data used by the crew to interpret the situation; and
- Data collected on the health and status of the system.
- **Knowledge base interface sub-module:** Transfers data generated about a mission from onboard database the knowledgebase through Knowledge base interface.

3.2 Anti-Submarine Requirements Module

The Anti-Submarine Mission Requirements Module (ARM) manages the mission requirements which drive the upgrade design process. The automation of the anti-submarine mission requirements analysis process encompasses defining the anti-submarine mission operational scenario and comparing the design parameters against the current capabilities from the In-Service Helicopter Module to extract the required capabilities a) flight performance; b) mission capability; and c) logistic support. The scenario considers

operational environment and operational needs as attributes. The operational environment is to address a) the threat; b) time of operation; c) weather and d) the sea state. Effort is to make the operational environment dynamic either user selected or simulated values to form inputs for anti-submarine mission requirements generation. The operational needs considered are a) attack & counterattack and b) reconnaissance & surveillance. The anti-submarine mission requirements are shown in Table 1.

3.3 Knowledge Base Module

The Knowledge Base Module identifies the state-of-the-art mission systems from the defined operational and environmental needs provided by the anti-submarine mission requirements module. It is also responsible for the mission systems integration into the in-service helicopter and the evaluation of alternative upgraded helicopter designs. The sub-modules are identified are:

- **Knowledge Management sub-module:** Creates, collects and processes knowledge required for achieving different goals.
 - **Database Management sub-module:** Store and manages operational, environment and mission systems data received from the Onboard Database.
 - **Design Baseline sub-module:** Maintains a baseline once the optimum upgrade design option is generated. The initial design constraints identified will form the first baseline. The further baselines are dependent upon choice of mission systems integrated by the user.
 - **Mission System Identifier sub-module:** Compares the functional characteristic of the mission system from MST, the translated anti-submarine mission requirements from the ARM, IHM and identifies ideal mission systems for the mid-life upgrade. These are stored in the database. The output will be the ideal mission systems for mission payload design.
- **Mission Payload Design sub-module:** Integrate ideal mission systems and design alternative mission payloads according to the priority based on their relative functional dependence and degree of contribution in mission success.
 - **Design Parametric Analysis sub-module:** Performs unit level sub-system test with the alternative mission payloads for acceptance of disparate design parameters- flight performance, mission capability, maintainability, reliability and cost.
 - **Verification and Validation sub-module:** Performs both unit level and system verification and validation after integration for the system effectiveness of the upgraded design option.
 - **Design Robustness Analysis sub-module:** Tests the robustness of the design decision against temporal uncertainties [5].
 - **Coordinator sub-module:** Refines, interpret and present to the agents and other sub-modules the relevant information to perform the required task.

3.4 Mission Systems Technology Module (MST)

The Mission Systems Technology Module provides functional characteristics of system technologies offering improved anti-submarine mission capabilities. The design parameters of system technologies are dependent operational needs and the environmental needs generated from the AMR. The design parameters are integrated for verification and validation. These are a set of ideal mission systems designed with the support of knowledge from the knowledge base and are stored for reuse. The operational needs as mentioned are a) attack & counterattack; and b) reconnaissance & surveillance. The environmental needs are a) all weather; b) sea state; c) round-the-clock operation; and d) threat. These are presented in Table 1.

Modelling Upgrade Design of Maritime Helicopters for Anti-Submarine Missions-Automation Process

<i>Inputs</i>		<i>Anti-Submarine Mission Requirements (Attributes)</i>	<i>Output</i>	
Operational Needs	Attack & Counterattack	Armament	Attack & Counterattack Sub-Mission Capability	Anti-Submarine Mission Capability
		Observation		
		Navigation		
		Communication		
		Self Attack		
		Knowledgebase		
		Crew Activity		
		Fire Power		
	Reconnaissance & Surveillance	Situation Awareness	Reconnaissance & Surveillance Sub-Mission Capability	
		Communication		
		Navigation		
		Crew Activity		
		Armament		
		Survivability		
Environment Needs	Threat	Armament	All Threat	
		Observation		
		Survivability		
	Weather	Tropical	All Weather	
		Hot Weather & Desert		
		Cold Weather		
		Thunderstorms & Turbulence		
		Snow		
	Time of Operation	Day	Round-the-Clock	
		Day/ Night		
		Night		

Table.1. Inputs, Mission Requirements And Outputs Of Mid-Life Upgrade System For Anti-Submarine Missions

4 Results and Discussion

A comprehensive framework has been developed to model robust timely upgrade design of maritime helicopters for anti-submarine missions. The framework was conceptualized as a system for holistic analysis. The automation process viewed as ‘input-process-output’ configuration performs the following:

- a) Mission analysis;
- b) Anti-Submarine requirements specification;
- c) Functional analysis;
- d) Design;
- e) Synthesis;
- f) Verification and Validation; and
- g) Design robustness analysis.

Each sub-module has its feedback mechanism reducing the iteration time.

5 Conclusions

The automation framework provides a holistic analysis for the enhancement of anti-submarine mission capabilities of maritime helicopters. The successful development could be used for other missions.

References

- [1] Aiyappan R. *Knowledge Driven Automation*. <http://www.expresscomputeronline.com/20021223/tech1.shtml>, 2002, access date: 23/02/2004.
- [2] Jonnalagadda S, Sinha A K, Hoffmann P, and Scharge D P. Modelling Upgrade Design of Maritime Helicopters for Anti-submarine Missions- Project Framework. *Proceedings of the 60th Annual Forum and Technological Display of American Helicopter Society*, Baltimore, MD, 08-10 June, 2004.
- [3] Kanikara S, Sinha A K, and Kusumo R. A System Framework for the Design of Aircraft Mission Systems from an Operator’s Perspective. *22nd Congress of the International Council of the Aeronautical Sciences*, 7103, 7103.1-7103.4, Toronto, Canada, 8-13 September, 2002.
- [4] Kusumo R, Sinha A K, and Scott M L. Framework for the Development of an Integrated Decision Support System for Mid-Life Upgrade of Helicopters. *Proceedings of the 9th Australian International Aerospace Congress (AIAC 2001)*, Canberra, A.C. T, 5-8 March, 2001a.
- [5] Kusumo R, Sinha, A K, Bourmistrova A and Bil C. Multi Parameter-Based Automated Analysis for Mid-Life Upgrade of Helicopters. *Proceedings of 58th Annual Forum of American Helicopter Society*, 11-13 June 2002.
- [6] Morgan J. Anti-Submarine Warfare-A Phoenix for the Future. <http://www.chinfo.navy.mil/navpalib/cno/n87/usw/autumn98/anti.htm>, 1998, access date: 16/04/2003.
- [7] Mulholland D. USAF puts upgrades before platforms, *Jane’s Defence Weekly*, Vol. 35, i.23, pp.5, 2000.
- [8] Roth B A, and Marvis D N, *A Stochastic Approach to Designing Affordable, Environmentally Acceptable Systems*, www.asdl.gatech.edu, 2002.
- [9] Sinha A K, Kam B H, and Wood L A. A Comparative Analysis of Decision Support Systems for Helicopter Multi-Mission Modifications. *First International Seminar on the Development and Utilization of Helicopters in South Asia Pacific*, Bangalore, India, 1995.
- [10] Sinha A K, Kam B H, Wood L A, & Caterson J. Toward a Compromise Solution for Helicopter Multi-Mission Modification Decisions. *Proceedings of 52nd Annual Forum and Technology Display of American Helicopter Society*, Washington, D C, U.S.A, 4-6 June 1996.
- [11] Sinha A K, Bil C, and Scott M L, Design of Payloads for Mid-life Upgrade of Maritime Helicopters: Stage I, II, III and IV. *Proceedings of 3rd Australian Pacific Vertiflite Conference on Helicopter Technology*, Canberra, A.C.T, 12-14 July 2000a.
- [12] Sinha A K, Bil C, and Scott M L. Design of Payloads for Mid-life Upgrade of Maritime Helicopters: Stage V and VI. *International Conference on Systems Thinking in Management*, Melbourne, Victoria, 8-10 November 2000b.
- [13] Walliser E W. U.S. Army-Boeing RWSTD – Knowledge-Based Engineering for Affordable Composite Helicopter Design. *Proceedings of 58th Annual Forum of American Helicopter Society*, 11-13 June 2002.